

Shared Writing for the Holidays

December 17, 2015

Dr. Caroline Ramsey Musselwhite



angelman
syndrome
foundation

COMMUNICATION TRAINING SERIES

Webinar Outcomes

- ★ Explore what Shared Writing means
- ★ Identify several fun shared writing activities for the holidays

Today's Topic Location in the 5 STEPS

<i>Targets</i>	
<i>Teaching/Tasks</i>	Shared writing activities: - notes, poems, books
<i>Tools</i>	Personal photos iPads (<i>e-Cards & PicCollage</i>)
<i>Testing</i>	
<i>Team</i>	

What Is Shared Writing?

Shared (Interactive) Writing is a teaching process where the teacher and children collaborate to write a text together, using a 'shared pen' technique that involves children in the writing. The teacher has most of the responsibility as she acts as the scribe. The children are invited to write the parts that they know while the teacher fills in the unknown.

Dr. James Gentry

AAC

Reading

Writing

Alone:
Mastery

With:
Prediction,
Participation

To/For:
Awareness

Give and take of
conversation,
provide time to
generate messages

Breaking the code:
letter names and
sounds, phonics,
sight words

Developmental
spelling,
writing without
standards, writing
with AAC to show
what we know

Expand utterances
and model new
functions or
purposes

Emphasize
manipulating the
sounds in language:
beats/syllables,
rhyme, alliteration

Shared writing:
predictable
sentence frames,
poetry

Model and reflect
key words during
interaction

Shared reading
predictable,
personalized, and
familiar books:
words, retell, pictures

Model many ways
to write:
AAC,
keyboards,
pencils

Erin Sheldon M. Ed

Group, Shared Writing

- ★ Gives students **fundamental understandings** about writing
 - The what, why, who and how of writing
- ★ Offers opportunities for **MODELING, MODELING, MODELING**
 - Model writing using the students' alternative pencils
 - Students can see their classmates write using alternative pencils
 - Do think out louds while you are writing
- ★ Fosters **motivation**: Write about things that students CARE about
 - Something needs to happen as a result of their writing
- ★ Facilitates **communication** during writing–attribute meaning!

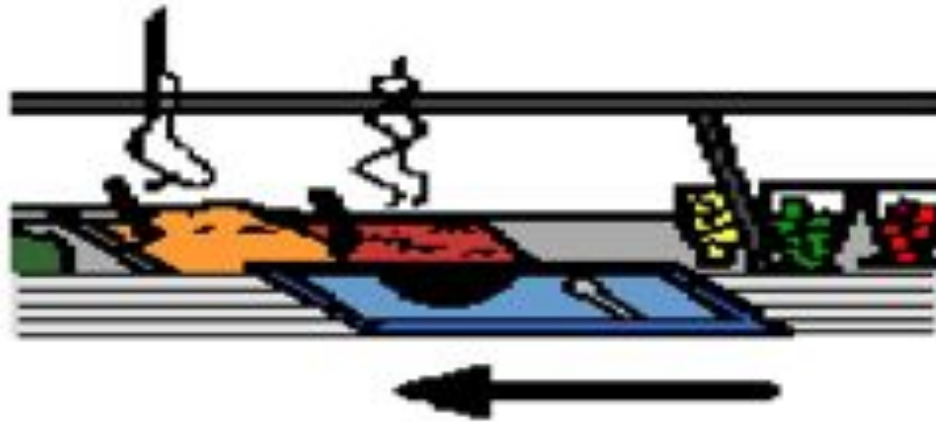
Dr. Gretchen Hanser, 2010

Why Write Together??

- ★ Writing is **integrally** linked to reading
- ★ Allows for multiple **modeling opportunities**
- ★ – Seeing peers use **AAC devices**
- ★ – Seeing **use of print** being modeled
- ★ Makes writing **less overwhelming**
- ★ Can be a meaningful, **interactive** activity around print
- ★ Results in a concrete product = **data**

Dr. Gretchen Hanser, 2010

It's A BUFFET!!



Notes to Class / Family

Writing FOR Children

- In classrooms, this is a morning message
- But it could also be a FAMILY message

Why?

- Lots of change in schedule around the holidays!
- Morning message (school) or breakfast are a GREAT way to share this!

See: Hall & Cunningham, 2003, Reading, Writing & Phonics for Kindergarten

Sample Home Message

Dear Family,

Guess what! We will go to a party tonight!

Love,

Mama

BONUS! Core Words

Dear Family,

Guess WHAT! We will GO to a party tonight!

Love,

Mama

Remember! Read it first by pointing to the words, and having students 'say it in your head.' Then re-tell, using AAC system.

Sample School Message

Dear Students,

Guess what! We will see a movie today!

It will be fun!

Mr. Arnold

BONUS!! Core Words!

Dear Students,

Guess WHAT! We will SEE a movie today!

IT will be fun!

Mr. Arnold

Remember! Read it first by pointing to the words, and having students 'say it in your head.' Then re-tell, using AAC system.

AAC

Reading

Writing

Alone:
Mastery

With:
Prediction,
Participation

To/For:
Awareness

Give and take of
conversation,
provide time to
generate messages

Breaking the code:
letter names and
sounds, phonics,
sight words

Developmental
spelling,
writing without
standards, writing
with AAC to show
what we know

Expand utterances
and model new
functions or
purposes

Emphasize
manipulating the
sounds in language:
beats/syllables,
rhyme, alliteration

Shared writing:
predictable
sentence frames,
poetry

Model and reflect
key words during
interaction

Shared reading
predictable,
personalized, and
familiar books:
words, retell, pictures

Model many ways
to write:
AAC,
keyboards,
pencils

Erin Sheldon M. Ed

How Can We Make It More Powerful?

- Write in front of your child, so you are **modeling** writing
- Use the same **pencil** as your child - if they use the alphabet page on the device, you can too
- Include your child in the writing, so it can be a 'writing with' activity
"Hmmm. Should we write about the **party** or **wrapping presents?**"

How Can We Make It More FUN?

- Include a 'friend' in the writing
- Another peer?
- Stuffed animal?
- Elf??

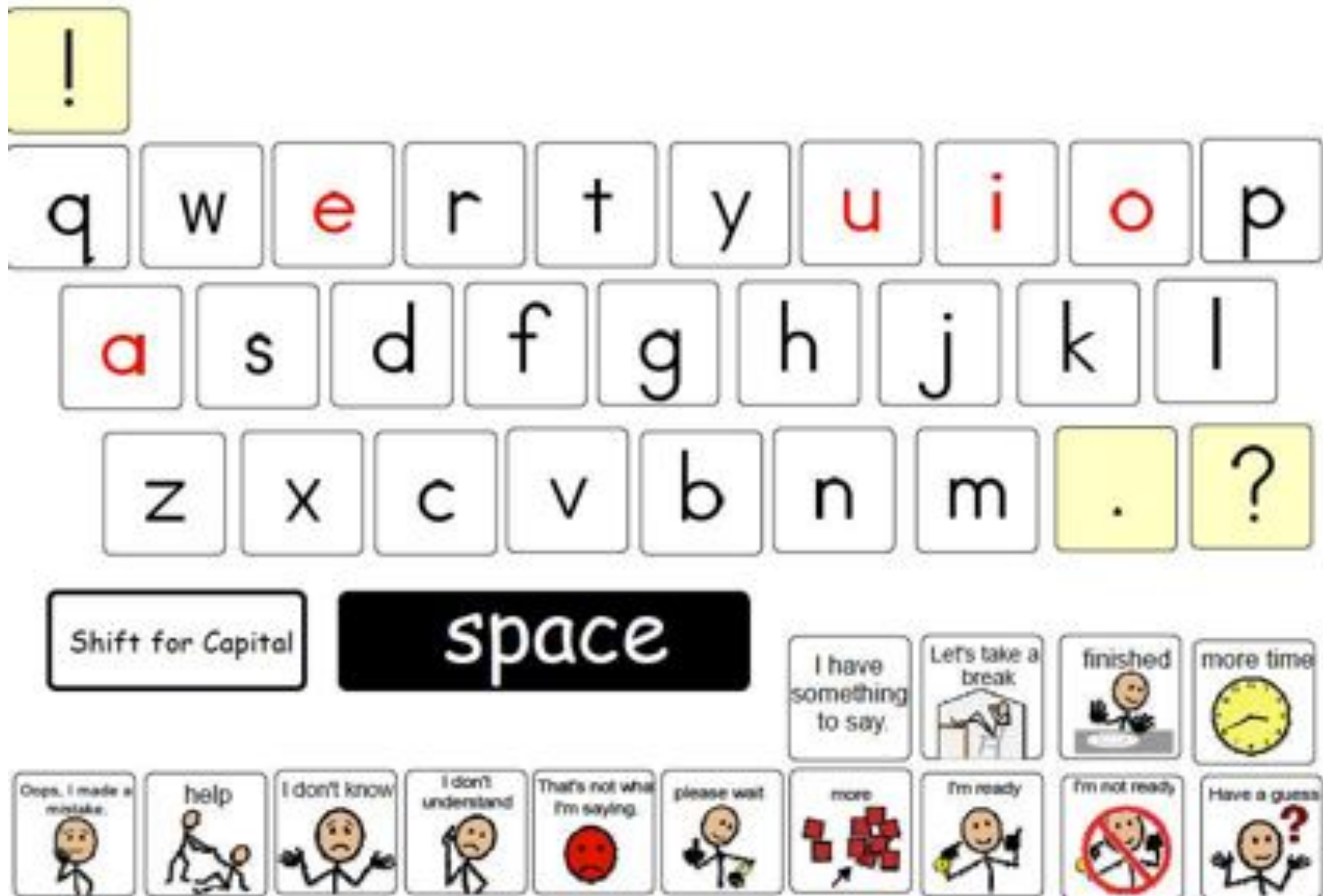


Jen,
You have been
so good!!
The Elf

Signing Holiday Cards

- Let your child write his or her name on cards
- REMEMBER - Scribbling is OKAY
 - Scribbling can be with a typical pencil
 - Or they can scribble with the alphabet
- The best way to help them learn the letters of their name is to let them scribble first, and you model AFTER

Qwerty Board



Alpha-Board

Print on letter paper in portrait mode.

Alphabet 36					
A	B	C	D		
E	F	G	H		
I	J	K	L	M	N
O	P	Q	R	S	T
U	V	W	X	Y	Z
I'll spell 	guess 	help 	wait 	Let letter 	space 

Making Holiday Cards

- Great chance for **authentic** writing
 - Again, will likely be writing **with** students
 - But remember to **model first!**
- Name signing also fits in here!
- Be sure that family members make a **big deal** of it - calling, skyping, bringing cards to holiday get-togethers!



*Am Greeting
e-Cards*

Very clever videos

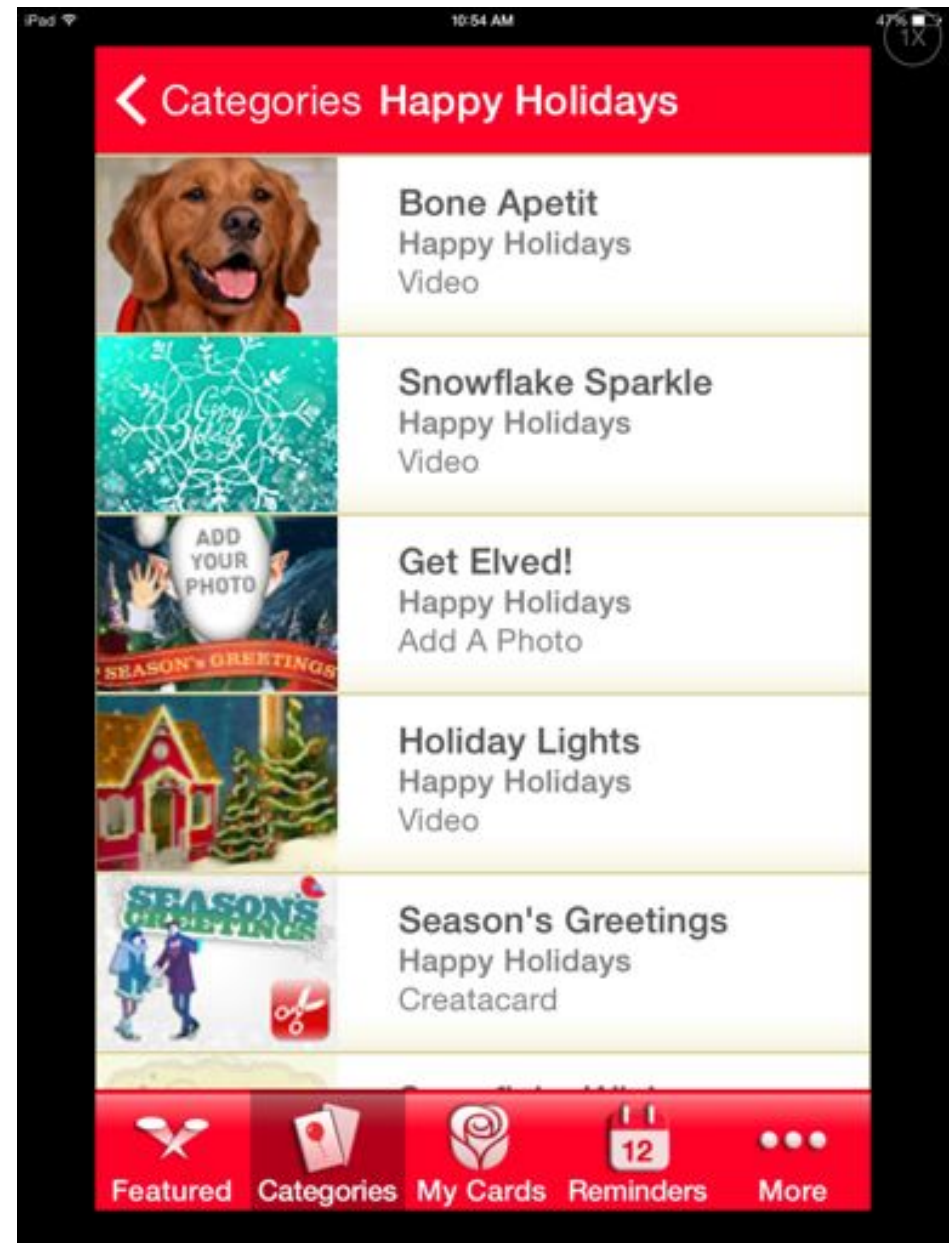
- Video response
- Write a card
- 35 Holiday cards!



*e-Cards for
Android*

**NOTE: Download from iPhone Store,
Then double the size (2x)**

eCards



Fa La La Llamas!!



Bone Appetit!!



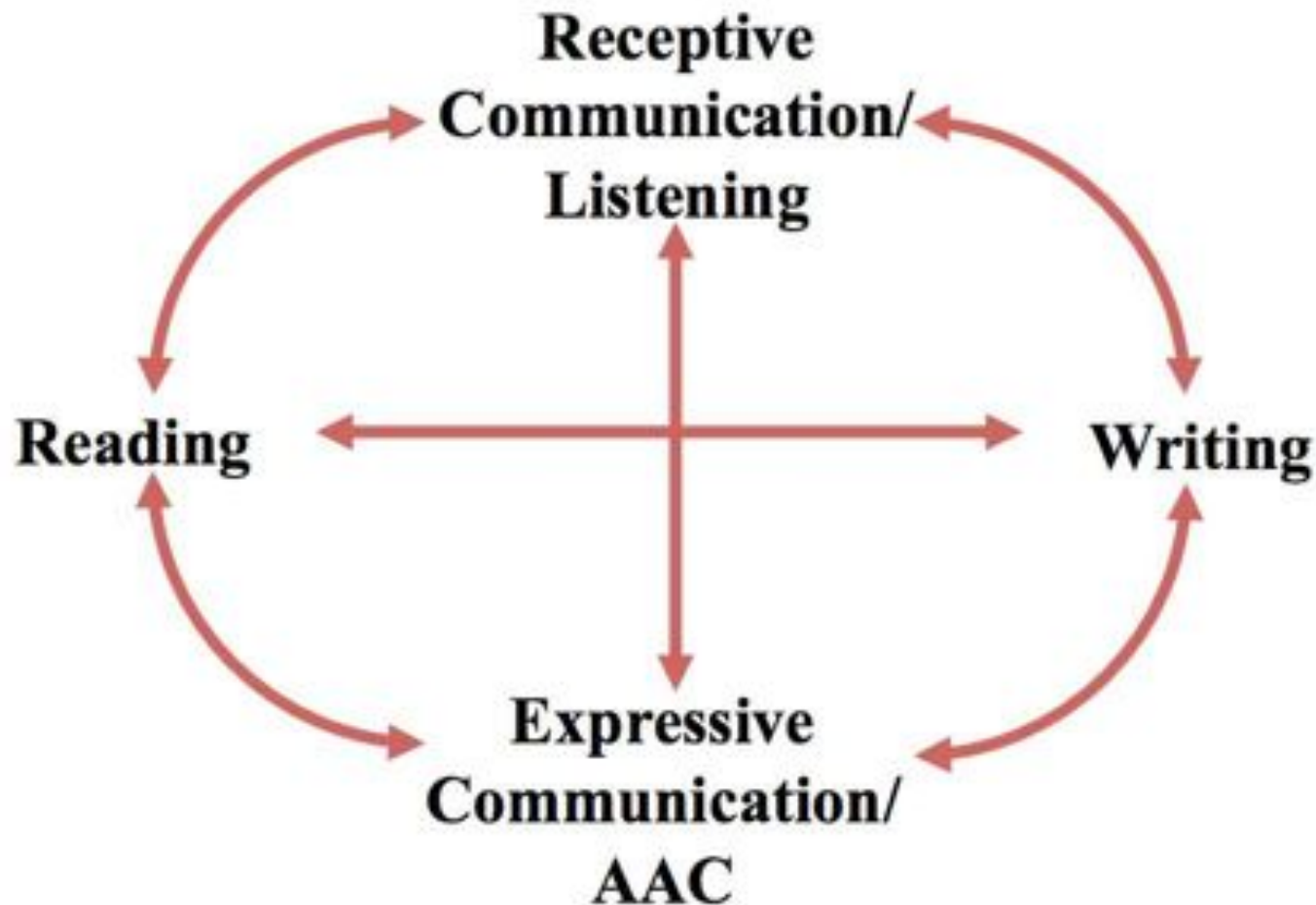
Christmas Cat-Astrophe!



Great for TALKING As Well As Writing!!

Oral and Written Language Development

(Koppenhaver, Coleman, Kalman & Yoder, 1991, adapted from Teale & Sulzby, 1989)



Shared Writing: Books

- *GREAT* opportunity for predictable chart books
- Take lots of pictures over the holidays that you can use in books!
- Read sample books to give ideas

Read Sample Books First!

- Look for books on Tarheel Reader



Remember: You can change the color aof the background and the text!!



I like church.



I like singing carols.



I like our Christmas tree.



I like Santa.

Shared Writing: Books

Sample starters?

- I LIKE _____
- I SEE _____
- IT was _____
- I will GO _____

Shared Writing: More Books

More Complex Starters

Let's All Give a Christmas Cheer

Dwagner



Shared Writing: More Books



Let's all do a little clapping.



Let's all do a little clapping.



And give a Christmas cheer!

Now Change the Pattern



Let's all do a little jumping.



Let's all do a little twirling.

Stretching . . . Singing . . . ?????

Making Your Books: Save As!!

Download book from Powerpoint

- add in your own pictures
- change the text if necessary

Voila!! (Almost) Instant Book!!

Making Your Books


- Light Tech Is Fine!
- Pics glued on construction paper
- Text on white paper, glued on

Or Use Apps You Already Know!

- Pictello



- Kid In Story



Shared Writing: Alphabet!!

- Make a holiday alphabet book!
- Or, just make a few pages
- The important thing is that your CHILD picks the letters!
- KISS (Keep It Simple, Silly!)

Holiday Words We Know

Goals:

- Making authentic connections to letters
- Developing background knowledge about holidays
- Making a letter book, or even just a page with several letter lists

Words We Know idea from Dr. Gretchen Hanser

Holiday Words We Know: How

- 1) Pick a letter, using whatever alphabet system your child uses
- 2) Then think out-loud, about holiday words that start with that letter
- 3) Write them down, going back to the starting letter on the chart

Modeling Example

1) On Kate's alternative pencil, I might pick the letter J

2) 'Hmmm . . . **Jingle Bells!** Jingle starts with J (pointing to J).

3) Write J, then jingle bells

4) Keep going, trying to think of 2 or 3 words for the model letter.
'Let's see . . . **Jack!!** Our elf is named Jack!! Jack starts with J (pointing). I'll write Jack.'



Student Picks Letter

1) It's Kate's turn, and she picks M

2) 'I have a good one . . . **Music!**
Music starts with M (pointing to M).
You LOVE music!!

3) On a new page, write M, then
music

4) Keep going, trying to think of 2 or
3 words for her letter. If it's easy,
find a word on the communication
system . 'Oh - **movie!** Movie starts
with M! We always go to a movie on
Christmas!! I'll write movie on our M
page!'



Holiday Words Tips & Tricks

- This is a great **group** activity!! Fun to play during a mealtime!
- Use the AAC system only when it's easy - don't get caught up looking for fringe words . . . Unless it's a word your child LOVES and you want them to find it!
- If someone picks a letter again - that's an authentic purpose for re-reading that page!
- Don't worry about having a picture for the words - this is about hearing the words, and making print meaningful!



Class used photo
to support ideas

Holiday Words We Know



Pic Collage

- Open Pic Collage
- Add background photo (ex: Christmas Tree)
- Have student pick a letter
- Add words starting with that letter

Possible Next Steps

- ★ Try one or two activities
- ★ Share the handouts
- ★ Share the webinar link
- ★ Read FB posts
- ★ Plan to attend/view next week's webinar!

Questions?



Thank You!

*The ASF Communication Training Series
is made available by
the Angelman Syndrome Foundation
and a generous grant from
The Foster Family Charitable Foundation,
a family foundation established in Central
California.*



angelman
syndrome
foundation

COMMUNICATION TRAINING SERIES



angelman
syndrome
foundation

COMMUNICATION TRAINING SERIES