

Core Set 4: The 4th Core Four

December 3, 2015

Erin Sheldon, M. Ed.
Dr. Caroline Musselwhite, CCC-SLP
Mary-Louise Bettröm



angelman syndrome foundation | COMMUNICATION TRAINING SERIES

Today's Webinar

- * Introduce the 4th set of Core Four (high-frequency words)
- * Explore *the expectant pause* as an instructional or modelling strategy
- * Storybooks and other fun “communication temptations” to create an opportunity to use our Core Four

Today's webinar in the 5 STEPS

Targets	Core word vocabulary
Teaching	Core word vocabulary instruction and the expectant pause
Tools	AAC with robust core word or pragmatically organized vocabulary
Testing	
Team	

DLM's™ “First 40”

1.	I	like	not	want
2.	help	it	more	different
3.	who	she	you	he
4.	where	up	on	in
5.	me	make	get	look
6.	what	need	are	is
7.	some	put	all	this
8.	don't	that	go	do
9.	when	finished	can	here
10.	open	turn	stop	over

Center for Literacy & Disability Studies
University of North Carolina at Chapel Hill



Core Words

- * A small set of words used frequently in many different contexts
- * Easily combined and re-combined with many other words
- * A term used to describe a way to organize AAC vocabulary: core vs. fringe

Set 4: Core Four

Find these in your system

- * Where
- * Up
- * On
- * In

Targets: core words

- * Strengthen concept knowledge of specific core words by associating these words with meaningful activities across the day
- * Learn how to automatically access those core words for expressive purposes
- * Increase the frequency of how often we, and our student, uses, combines, and re-combines these words in different contexts across the day

How can we use WHERE?

- * WHERE is your coat?
- * WHERE is the cafeteria?
- * WHERE should we go?
- * WHERE should I start reading?
- * WHERE do I write my name?
- * WHERE is Daddy?
- * WHERE should we glue this?

Set 4: Core Four

- * Where
 - * Up
 - * On
 - * In
- The power of the
4th Core Four:
ACTION words

Model your response

- * Here, there
- * Not here, not there
- * Categories: places

1st word: Where

- * High-frequency, high-value, highly social to talk about places
- * Supports choice-making: WHERE should we go?
- * Prompts information sharing: WHERE are we going? WHERE is Mom?
- * Prompts active engagement: WHERE should I put this?

Conversation,
NOT interrogation

Model WHERE, then wait

Modelling WHERE

- * **Conversation**, not interrogation
- * **Expectant pause**: count to 5! or 25!
- * **Invite** the student to respond
- * **Accept** all multi-modal responses
- * **Reflect** the response with AAC

Example: craft activity

- * Adult: "WHERE would you LIKE to put the snowman's hat?"
- * Student: looks briefly towards you
- * Adult: pause
- * Adult: "Maybe here, or maybe here..."
- * Adult: pause
- * Student: touches page
- * Adult: "Ah, that's WHERE!"

Example: a destination

- * Adult: "WHERE should we go for dinner?"
- * Student: signs "eat"
- * Adult: "Yes, we're going to eat! WHERE should we go?"
- * Adult: Navigates to Places category
- * Adult: "Hmmm, I'd like to go to Burger King."
- * Student: selects McDonald's

Example: a person

- * Student: selects "Daddy" on AAC
- * Adult: "You said Daddy. I wonder if you WANT to know WHERE Daddy is?"
- * Student: laughs and repeats "Daddy"
- * Adult: "I know WHERE Daddy is. Daddy is at, Places category, SCHOOL."

2nd, 3rd, and 4th words: UP, ON, IN

- * High-frequency
- * Action-based and social
- * Incorporate with fun, natural, motivating activities

UP, ON, IN

- * Bathtime: add to I, YOU, MORE
- * Crafts: glueing, pasting, cutting
- * Play-dough
- * Play with books and reading
- * Meals
- * Going places
- * Turning lights ON, NOT ON

Model,
then **wait**

Invitation, not demands

Modelling opposites
vs
modeling NOT

Negate with **NOT**:
NOT UP, NOT IN, NOT ON



Deanna Wagner, SLIP-CCC

28

Student-directed activities

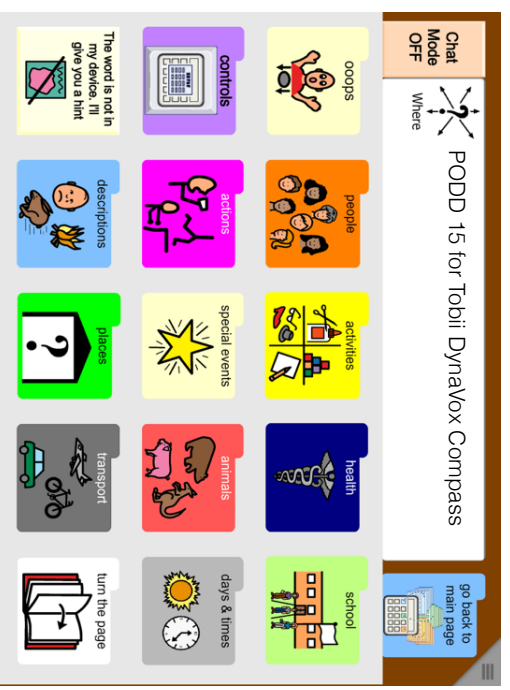
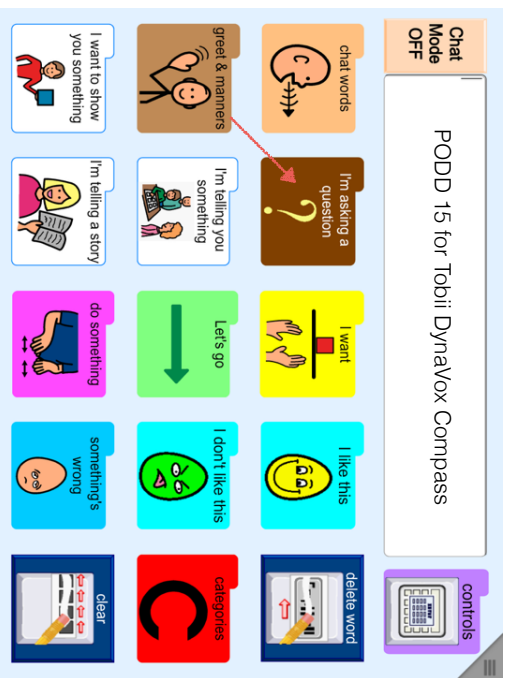
- * Break out of activities that direct the student what to do
- * Create opportunities for student to direct adults and others


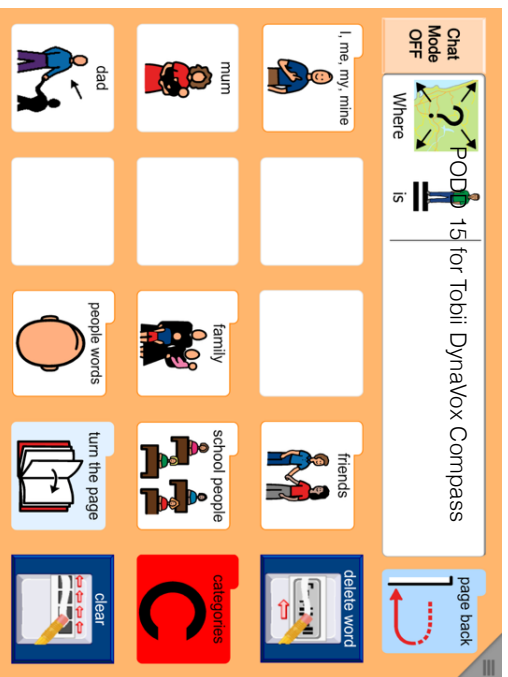


Porter, G. (2007/2008). *Pragmatic Organization Dynamic Display (PODD)*. communication books: Direct access templates. Melbourne: Central/PAJ Education Centre.


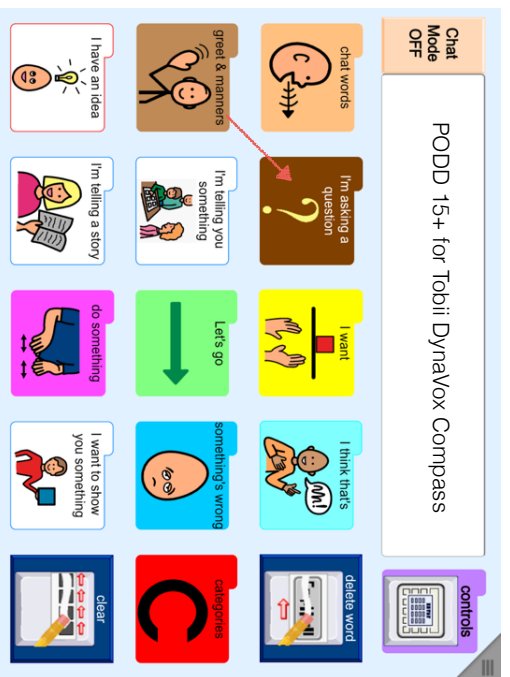





















Porter, G. (2007/2008). *Pragmatic Organization Dynamic Display (PODD) communication books*. Direct access templates Melbourne: Cerebral Palsy Education Centre.

























Prepositions:
up
on
in



It's time to / for 	I have an idea 7 (I'd like to) 	I want... (to do an activity) 	I like this 4a 	go back to page 1 
I'm asking a question ? 8	Let's pretend 7 	Let's go... (go) 	I don't like this 4c 	oops 
I'm telling you something 7 	I want to show you something 3 	do something (do an activity) 10 	something's wrong 5 	oops 
I'm telling a story (not real) 7 	I have a secret! 7 	Please get my communicator 	pack up 	oops 





















Page 2

Page 1 of 10000
Copyright © 2000-2001 by The McGraw-Hill Companies, Inc.
All rights reserved. No part of this publication may be reproduced, stored in a retrieval system, or transmitted, in any form or by any means, electronic, mechanical, photocopying, recording, or by any information storage and retrieval system, without prior written permission from The McGraw-Hill Companies, Inc.

not, don't, can't 	have, had, has 	go, went, goes 	movements 10a 	go back to page 1 
can 	give, gave 	come, came 	like 	oops 
do, did, does 	see, look, watch, saw 	make, made 	to 	oops 
want 	say, said, talk, tell 	buy, bought 	turn the page 	oops 
















actions 10a

Page 1 of 10000
Copyright © 2000-2001 by The McGraw-Hill Companies, Inc.
All rights reserved. No part of this publication may be reproduced, stored in a retrieval system, or transmitted, in any form or by any means, electronic, mechanical, photocopying, recording, or by any information storage and retrieval system, without prior written permission from The McGraw-Hill Companies, Inc.

not, don't, can't 	put 	open 	it 	go back to page 10a 
get, got 	take, took 	close 	in 	oops 
play 	turn 	on 	out 	oops 
pretend 	touch 	off 	turn the page 	oops 
















actions 10b

Page 1 of 10000
Copyright © 2000-2001 by The McGraw-Hill Companies, Inc.
All rights reserved. No part of this publication may be reproduced, stored in a retrieval system, or transmitted, in any form or by any means, electronic, mechanical, photocopying, recording, or by any information storage and retrieval system, without prior written permission from The McGraw-Hill Companies, Inc.

not, don't, can't 	get, got 	go, went, goes 	like 	go back to page 1 
do, did, does 	give, gave 	come, came 	movements (body actions) 10d 	oops 
see, look, watch 	say, said, talk, tell 	buy, bought 	turn the page 	oops 

actions 10a

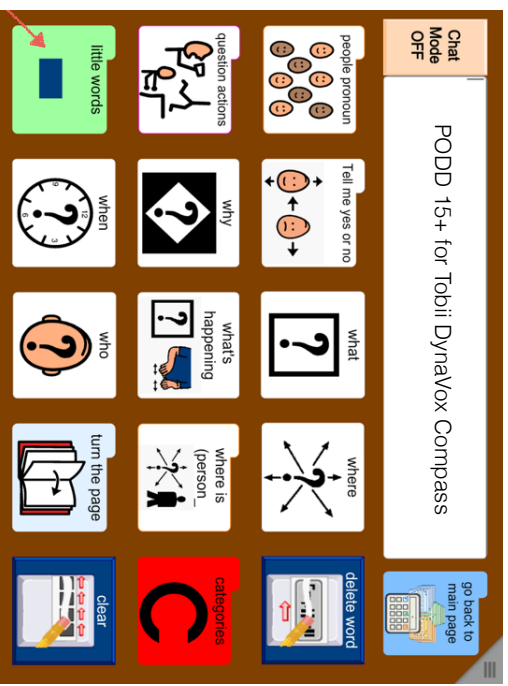
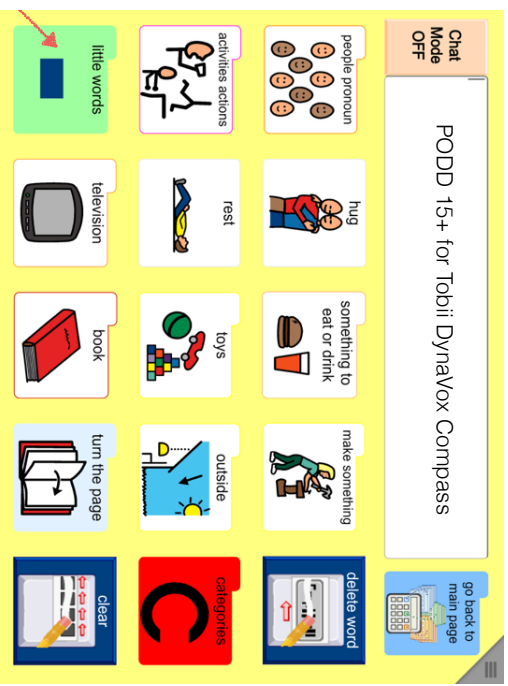
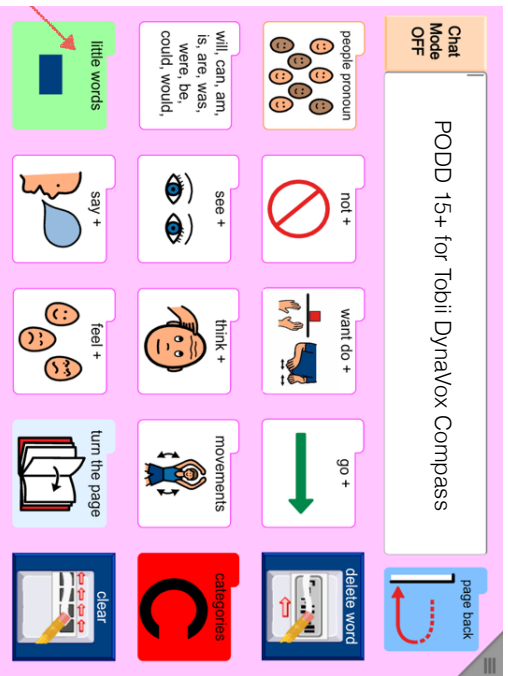
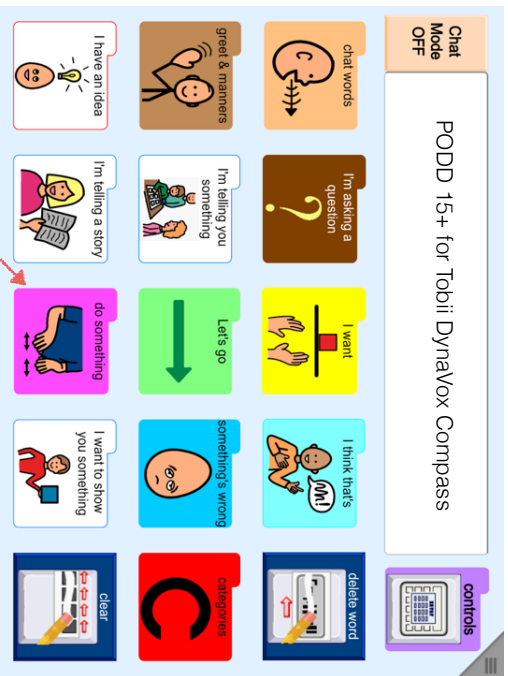
Page 1 of 10000
Copyright © 2000-2001 by The McGraw-Hill Companies, Inc.
All rights reserved. No part of this publication may be reproduced, stored in a retrieval system, or transmitted, in any form or by any means, electronic, mechanical, photocopying, recording, or by any information storage and retrieval system, without prior written permission from The McGraw-Hill Companies, Inc.

not, don't, can't 	turn 	it 	in 	go back to page 10a 
put 	open 	on 	out 	oops 
take, took 	close 	off 	turn the page 	oops 

actions 10b

Page 1 of 10000
Copyright © 2000-2001 by The McGraw-Hill Companies, Inc.
All rights reserved. No part of this publication may be reproduced, stored in a retrieval system, or transmitted, in any form or by any means, electronic, mechanical, photocopying, recording, or by any information storage and retrieval system, without prior written permission from The McGraw-Hill Companies, Inc.

1b	go back to page 1a 	activities 1a 	focus garden 1a 	why 	1b
1a	go to p. 2 	special events 1a 	food/drink 1a 	what 	1b
1a	go to p. 3 	transport 1a 	what 	what 	1b
1a	go to p. 4 	clothes things 1a 	what 	what 	1b
1a	go to p. 5 	transport 1a 	what 	what 	1b
1a	go to p. 6 	transport 1a 	what 	what 	1b
1a	go to p. 7 	transport 1a 	what 	what 	1b
1a	go to p. 8 	transport 1a 	what 	what 	1b
1a	go to p. 9 	transport 1a 	what 	what 	1b
1a	go to p. 10 	transport 1a 	what 	what 	1b
1a	go to p. 11 	transport 1a 	what 	what 	1b
1a	go to p. 12 	transport 1a 	what 	what 	1b
1a	go to p. 13 	transport 1a 	what 	what 	1b
1a	go to p. 14 	transport 1a 	what 	what 	1b
1a	go to p. 15 	transport 1a 	what 	what 	1b
1a	go to p. 16 	transport 1a 	what 	what 	1b
1a	go to p. 17 	transport 1a 	what 	what 	1b
1a	go to p. 18 	transport 1a 	what 	what 	1b
1a	go to p. 19 	transport 1a 	what 	what 	1b
1a	go to p. 20 	transport 1a 	what 	what 	1b
1a	go to p. 21 	transport 1a 	what 	what 	1b
1a	go to p. 22 	transport 1a 	what 	what 	1b
1a	go to p. 23 	transport 1a 	what 	what 	1b
1a	go to p. 24 	transport 1a 	what 	what 	1b
1a	go to p. 25 	transport 1a 	what 	what 	1b
1a	go to p. 26 	transport 1a 	what 	what 	1b
1a	go to p. 27 	transport 1a 	what 	what 	1b
1a	go to p. 28 	transport 1a 	what 	what 	1b
1a	go to p. 29 	transport 1a 	what 	what 	1b
1a	go to p. 30 	transport 1a 	what 	what 	1b
1a	go to p. 31 	transport 1a 	what 	what 	1b
1a	go to p. 32 	transport 1a 	what 	what 	1b
1a	go to p. 33 	transport 1a 	what 	what 	1b
1a	go to p. 34 	transport 1a 	what 	what 	1b
1a	go to p. 35 	transport 1a 	what 	what 	1b
1a	go to p. 36 	transport 1a 	what 	what 	1b
1a	go to p. 37 	transport 1a 	what 	what 	1b
1a	go to p. 38 	transport 1a 	what 	what 	1b
1a	go to p. 39 	transport 1a 	what 	what 	1b
1a	go to p. 40 	transport 1a 	what 	what 	1b
1a	go to p. 41 	transport 1a 	what 	what 	1b
1a	go to p. 42 	transport 1a 	what 	what 	1b
1a	go to p. 43 	transport 1a 	what 	what 	1b
1a	go to p. 44 	transport 1a 	what 	what 	1b
1a	go to p. 45 	transport 1a 	what 	what 	1b
1a	go to p. 46 	transport 1a 	what 	what 	1b
1a	go to p. 47 	transport 1a 	what 	what 	1b
1a	go to p. 48 	transport 1a 	what 		





Where is Santa?



He is in the field.




He is on his cycle. You go!



Where is Santa?



Where is Santa?



Help! He is stuck in the chimney!

Sample Book - Close but Not Quite

- You're looking for a book
- It's close . . .
- But not quite right
 - Need a different topic
 - Focus on your key words

Where is Spiderman?

J.K. Reading



Spiderman up, look up!



Spiderman down, look down!

Download It and Change It!!!

- Change the words to match what YOUR student needs



Change this page for:
Where, up, in, on set



Change this page for:
Where, up, in, on set

Download It and Change It!!!

Write Your Own Book

- What does your child LOVE?
- Take pics!
- Make a book!!



He is on the vine. Chill out!

Where Is Speedy?
Caroline Musselwhite



Where is Speedy?



Where is Speedy?



He is in the hammock. Cool!




Where is Speedy?



He is on the viewer. What do you see?



Where is Speedy?



He is way up!



He is up up up! Get down Speedy!

Upcoming webinars

- ★ Getting Started with a Core Word vocabulary Proloquo2Go
- ★ Getting Started with PODD
- ★ Getting Started with the Series
- ★ Questions and feedback from all of YOU

Possible Next Steps

- * Select an activity to engineer an opportunity to use the Core Four
- * Select a book to read for FUN!
- * Share your experiences in the Facebook group!



angelman
syndrome
foundation

COMMUNICATION TRAINING SERIES

Questions?



Thank You!

*The ASF Communication Training Series
is made available by
the Angelman Syndrome Foundation
and a generous grant from
The Foster Family Charitable Foundation,
a family foundation established in Central
California.*



angelman
syndrome
foundation

COMMUNICATION TRAINING SERIES