

Core Set 8: The 8th Core Four

April 8, 2016

Erin Sheldon, M. Ed.
Mary-Louise Berttram



angelman syndrome foundation | COMMUNICATION TRAINING SERIES

Today's Webinar

- * Introduce the 8th set of Core Four (high-frequency words)
- * Explore modelling core words to support concept development and classroom connections

Today's webinar in the 5 STEPS

Targets	
Teaching	Core word vocabulary instruction
Tools	AAC with robust core word or pragmatically organized vocabulary
Testing	
Team	

DLM's™ "First 40"

1.	I	like	not	want
2.	help	it	more	different
3.	who	she	you	he
4.	where	up	on	in
5.	me	make	get	look
6.	what	need	are	is
7.	some	put	all	this
8.	don't	that	go	do
9.	when	finished	can	here
10.	open	turn	stop	over



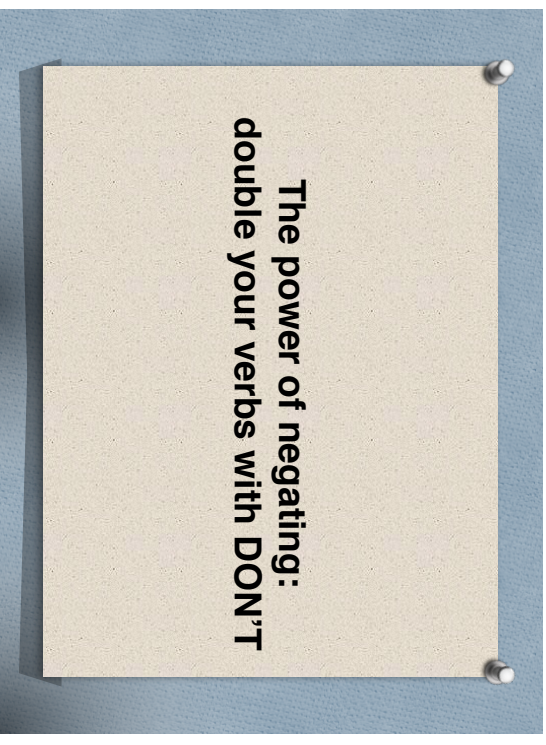
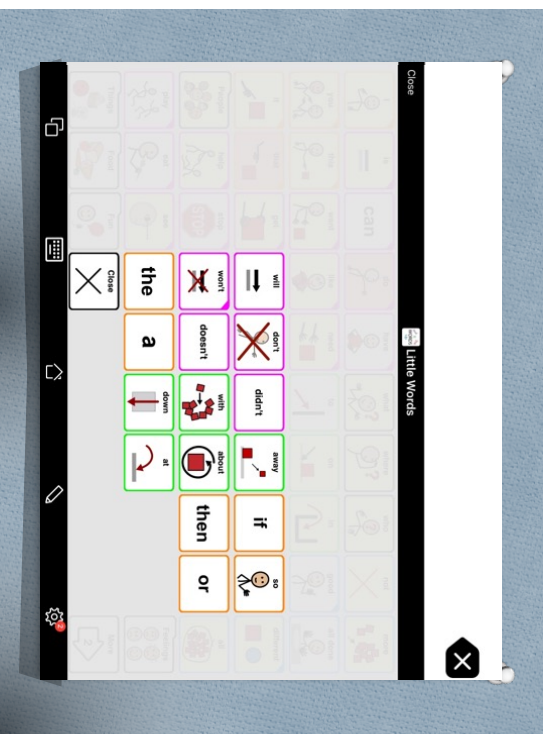
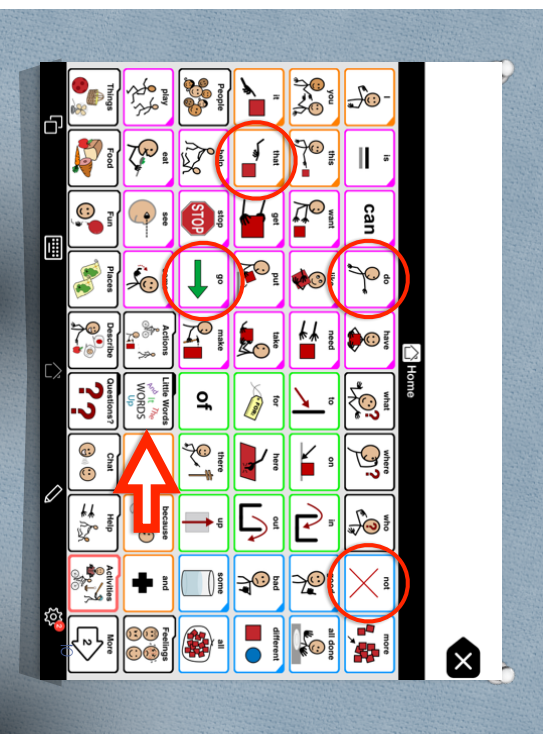

Core Words

- * A small set of words used frequently in many different contexts
- * Easily combined and re-combined with many other words
- * A term used to describe a way to organize AAC vocabulary: core vs. fringe

Set 8: Core Four

Find these in your system

- * Don't
- * Do
- * That
- * Go



The power of negating:
double your verbs with DON'T

Targets: core words

- * Strengthen concept knowledge of specific core words by associating these words with meaningful activities across the day
- * Learn how to automatically access those core words for expressive purposes
- * Increase the frequency of how often we, and our student, uses, combines, and re-combines these words in different contexts across the day

“DON’T” and “DO”: demand performance

- * Beware modelling vs. bossing: are we teaching the power of a voice?
- * Level the playing field with at least equal proportions of reflective modelling (“I think you DON’T want that!”) as directing (“DON’T DO that”).

Set 8: Core Four

- * Don’t The power of the
- * Do 8th Core Four:
- * That vocabulary for
- * Go **power**
to direct others

Questions: Combine with other core

- | | |
|---------------------------|--------------------------|
| * DO you...? | * Who DO you...? |
| * DO you want that? | * Yes, I DO! |
| * What DO you need? | * I need you to DO this. |
| * DO you need me to help? | * Yes, I DO. |

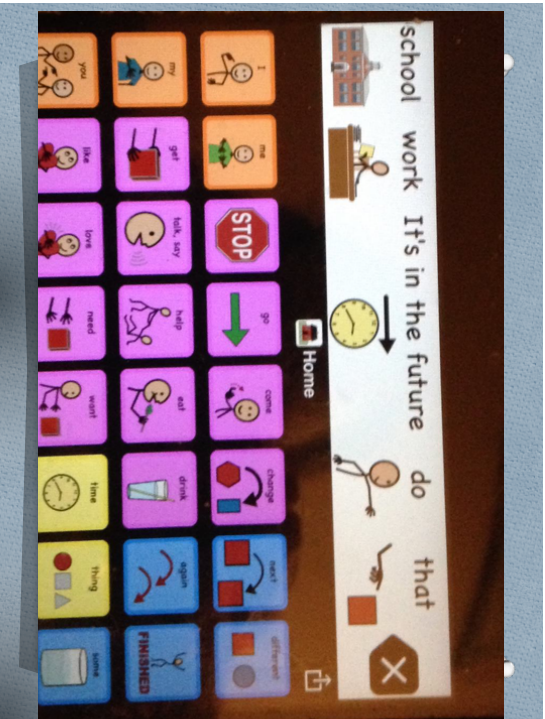
1st words: DON’T and DO

- * Verb: to perform, achieve, or complete
- * Used before a verb in questions:
“Do you have a cat?”
“Don’t you like chocolate?”
- * Sarcasm and slang:
Event: “We are going to a fancy do.”
Hairstyle: “She has a new do.”

Compare

“I want school”

to....



Model what to DO

- * Avoid constant “don’t” language.
- * “Don’t hit” vs “DO control your hands.”
- * “Don’t touch” vs “Gentle hands”

3rd word: THAT

- * Pronoun:
refers to a person or thing you can see or hear
"THAT is my cat."
- * "No, *THAT* one."
- * Refers to a person or thing we have just discussed
"THAT is a good idea."
- * Snarkiness factor:
"I wouldn't go *THAT* far."

DON'T is POWER.
DON'T is SAFETY.

Reflective modeling

- * You are telling me DON'T GO!
- * You are covering your ears. You are saying to your brother, DON'T YELL.
- * You are laughing and rocking! You are saying DON'T STOP!
- * You are pushing my hands away. You are saying DON'T DO THAT.

Use THIS with THAT

- ★ Compare THIS book to THAT book
- ★ Choicemaking:
Do you want THIS one or THAT one?
- ★ Modelling requests:
“You are teaching. I think you are asking for THAT.”

4th word: GO

- * Verb:
move from one place to another, leave
“Time to go!” “Let’s go!” “Don’t go!”
- * Noun:
“Have a go!”
- * Sharkiness:
“All systems go!” “He is just go-go-go!”

Four Core and PODD

GO across the day

- * Wake up and GO get dressed.
- * GO brush your teeth and hair.
- * GO eat breakfast.
- * It’s time to GO! Get your backpack and GO get in the car!
- * GO to your class. GO sit down.
- * GO out to recess, then GO to lunch.
- * GO get your art supplies.
- * Get ready to GO home.
- * GO horseback riding.
- * GO back home. GO wash your hands then GO sit down for dinner.
- * GO take your bath. GO get changed into PJs.

Let’s go!
Go!

Reflective modeling

- * You brought me my purse. You want to GO out!
- * You are crying. You are sad we have to GO.
- * You brought his keys. You want him to GO.
- * You are taking me upstairs. You want to GO to bed.
- * You are signing McDonald’s! You want to GO to McDonald’s.

Requesting action
Directing action
‘Go’

using ‘let’s go’ branch starter

I do, me, mine	hurry up	more	More to say 2
you do it, you, your turn	stop, wait	finish	I don't know
uh oh	look	Let's do something else	goodbye
not, don't, can't	help	excuse me	turn the page
			oops

Printed: G. (2017) / 2009 Pragmatic Organization Dynamic
 DynaVox PCDD communication boards: Direct access
 Imagination Medicines: Cardinal Privacy Education Center.

I'm asking a question	I'm telling you something	It's time to/for	I don't know
go to p. 1b	go to p. 1b	go to p. 1b	maybe
I think it's...	I'm telling a story (not real)	I have an idea (I'd like to)	I'm sorry
go to p. 2	go to p. 1b	go to p. 1b	Just kidding
go to p. 1b	go to p. 1b	go to p. 1b	Uh oh. Oh not!
go to p. 1b	go to p. 1b	go to p. 1b	you, your, yours
go to p. 1b	go to p. 1b	go to p. 1b	do, did, does
go to p. 1b	go to p. 1b	go to p. 1b	more
go to p. 1b	go to p. 1b	go to p. 1b	turn the page
go to p. 1b	go to p. 1b	go to p. 1b	excuse me
go to p. 1b	go to p. 1b	go to p. 1b	please
go to p. 1b	go to p. 1b	go to p. 1b	thank you

Printed: G. (2017) / 2009 Pragmatic Organization Dynamic
 DynaVox PCDD communication boards: Direct access
 Imagination Medicines: Cardinal Privacy Education Center.

It's time to / for	I have an idea (I'd like to)	I want... (do an activity)	I like this
I'm asking a question	Let's pretend	Let's go... (go...)	I don't like this
I'm telling you something	I want to show you something	do something (do something)	oops
I'm telling a story (not real)	I have a secret	Please get my communicator	clean up
			go back to page 1

Printed: G. (2017) / 2009 Pragmatic Organization Dynamic
 DynaVox PCDD communication boards: Direct access
 Imagination Medicines: Cardinal Privacy Education Center.

go back to page 1a	activities	house & yard	why
go to p. 2	go to p. 8	go to p. 14	what
go to p. 2	go to p. 9	go to p. 15	when
go to p. 2	go to p. 10	go to p. 16	who
go to p. 2	go to p. 11	go to p. 17	what
go to p. 2	go to p. 12	go to p. 18	when
go to p. 2	go to p. 13	go to p. 19	who
go to p. 2	go to p. 14	go to p. 20	what
go to p. 2	go to p. 15	go to p. 21	when
go to p. 2	go to p. 16	go to p. 22	who
go to p. 2	go to p. 17	go to p. 23	what
go to p. 2	go to p. 18	go to p. 24	when
go to p. 2	go to p. 19	go to p. 25	who
go to p. 2	go to p. 20	go to p. 26	what
go to p. 2	go to p. 21	go to p. 27	when
go to p. 2	go to p. 22	go to p. 28	who
go to p. 2	go to p. 23	go to p. 29	what
go to p. 2	go to p. 24	go to p. 30	when
go to p. 2	go to p. 25	go to p. 31	who
go to p. 2	go to p. 26	go to p. 32	what
go to p. 2	go to p. 27	go to p. 33	when
go to p. 2	go to p. 28	go to p. 34	who
go to p. 2	go to p. 29	go to p. 35	what
go to p. 2	go to p. 30	go to p. 36	when
go to p. 2	go to p. 31	go to p. 37	who
go to p. 2	go to p. 32	go to p. 38	what
go to p. 2	go to p. 33	go to p. 39	when
go to p. 2	go to p. 34	go to p. 40	who
go to p. 2	go to p. 35	go to p. 41	what
go to p. 2	go to p. 36	go to p. 42	when
go to p. 2	go to p. 37	go to p. 43	who
go to p. 2	go to p. 38	go to p. 44	what
go to p. 2	go to p. 39	go to p. 45	when
go to p. 2	go to p. 40	go to p. 46	who
go to p. 2	go to p. 41	go to p. 47	what
go to p. 2	go to p. 42	go to p. 48	when
go to p. 2	go to p. 43	go to p. 49	who
go to p. 2	go to p. 44	go to p. 50	what
go to p. 2	go to p. 45	go to p. 51	when
go to p. 2	go to p. 46	go to p. 52	who
go to p. 2	go to p. 47	go to p. 53	what
go to p. 2	go to p. 48	go to p. 54	when
go to p. 2	go to p. 49	go to p. 55	who
go to p. 2	go to p. 50	go to p. 56	what
go to p. 2	go to p. 51	go to p. 57	when
go to p. 2	go to p. 52	go to p. 58	who
go to p. 2	go to p. 53	go to p. 59	what
go to p. 2	go to p. 54	go to p. 60	when
go to p. 2	go to p. 55	go to p. 61	who
go to p. 2	go to p. 56	go to p. 62	what
go to p. 2	go to p. 57	go to p. 63	when
go to p. 2	go to p. 58	go to p. 64	who
go to p. 2	go to p. 59	go to p. 65	what
go to p. 2	go to p. 60	go to p. 66	when
go to p. 2	go to p. 61	go to p. 67	who
go to p. 2	go to p. 62	go to p. 68	what
go to p. 2	go to p. 63	go to p. 69	when
go to p. 2	go to p. 64	go to p. 70	who
go to p. 2	go to p. 65	go to p. 71	what
go to p. 2	go to p. 66	go to p. 72	when
go to p. 2	go to p. 67	go to p. 73	who
go to p. 2	go to p. 68	go to p. 74	what
go to p. 2	go to p. 69	go to p. 75	when
go to p. 2	go to p. 70	go to p. 76	who
go to p. 2	go to p. 71	go to p. 77	what
go to p. 2	go to p. 72	go to p. 78	when
go to p. 2	go to p. 73	go to p. 79	who
go to p. 2	go to p. 74	go to p. 80	what
go to p. 2	go to p. 75	go to p. 81	when
go to p. 2	go to p. 76	go to p. 82	who
go to p. 2	go to p. 77	go to p. 83	what
go to p. 2	go to p. 78	go to p. 84	when
go to p. 2	go to p. 79	go to p. 85	who
go to p. 2	go to p. 80	go to p. 86	what
go to p. 2	go to p. 81	go to p. 87	when
go to p. 2	go to p. 82	go to p. 88	who
go to p. 2	go to p. 83	go to p. 89	what
go to p. 2	go to p. 84	go to p. 90	when
go to p. 2	go to p. 85	go to p. 91	who
go to p. 2	go to p. 86	go to p. 92	what
go to p. 2	go to p. 87	go to p. 93	when
go to p. 2	go to p. 88	go to p. 94	who
go to p. 2	go to p. 89	go to p. 95	what
go to p. 2	go to p. 90	go to p. 96	when
go to p. 2	go to p. 91	go to p. 97	who
go to p. 2	go to p. 92	go to p. 98	what
go to p. 2	go to p. 93	go to p. 99	when
go to p. 2	go to p. 94	go to p. 100	who
go to p. 2	go to p. 95	go to p. 101	what
go to p. 2	go to p. 96	go to p. 102	when
go to p. 2	go to p. 97	go to p. 103	who
go to p. 2	go to p. 98	go to p. 104	what
go to p. 2	go to p. 99	go to p. 105	when
go to p. 2	go to p. 100	go to p. 106	who
go to p. 2	go to p. 101	go to p. 107	what
go to p. 2	go to p. 102	go to p. 108	when
go to p. 2	go to p. 103	go to p. 109	who
go to p. 2	go to p. 104	go to p. 110	what
go to p. 2	go to p. 105	go to p. 111	when
go to p. 2	go to p. 106	go to p. 112	who
go to p. 2	go to p. 107	go to p. 113	what
go to p. 2	go to p. 108	go to p. 114	when
go to p. 2	go to p. 109	go to p. 115	who
go to p. 2	go to p. 110	go to p. 116	what
go to p. 2	go to p. 111	go to p. 117	when
go to p. 2	go to p. 112	go to p. 118	who
go to p. 2	go to p. 113	go to p. 119	what
go to p. 2	go to p. 114	go to p. 120	when
go to p. 2	go to p. 115	go to p. 121	who
go to p. 2	go to p. 116	go to p. 122	what
go to p. 2	go to p. 117	go to p. 123	when
go to p. 2	go to p. 118	go to p. 124	who
go to p. 2	go to p. 119	go to p. 125	what
go to p. 2	go to p. 120	go to p. 126	when
go to p. 2	go to p. 121	go to p. 127	who
go to p. 2	go to p. 122	go to p. 128	what
go to p. 2	go to p. 123	go to p. 129	when
go to p. 2	go to p. 124	go to p. 130	who
go to p. 2	go to p. 125	go to p. 131	what
go to p. 2	go to p. 126	go to p. 132	when
go to p. 2	go to p. 127	go to p. 133	who
go to p. 2	go to p. 128	go to p. 134	what
go to p. 2	go to p. 129	go to p. 135	when
go to p. 2	go to p. 130	go to p. 136	who
go to p. 2	go to p. 131	go to p. 137	what
go to p. 2	go to p. 132	go to p. 138	when
go to p. 2	go to p. 133	go to p. 139	who
go to p. 2	go to p. 134	go to p. 140	what
go to p. 2	go to p. 135	go to p. 141	when
go to p. 2	go to p. 136	go to p. 142	who
go to p. 2	go to p. 137	go to p. 143	what
go to p. 2	go to p. 138	go to p. 144	when
go to p. 2	go to p. 139	go to p. 145	who
go to p. 2	go to p. 140	go to p. 146	what
go to p. 2	go to p. 141	go to p. 147	when
go to p. 2	go to p. 142	go to p. 148	who
go to p. 2	go to p. 143	go to p. 149	what
go to p. 2	go to p. 144	go to p. 150	when
go to p. 2	go to p. 145	go to p. 151	who
go to p. 2	go to p. 146	go to p. 152	what
go to p. 2	go to p. 147	go to p. 153	when
go to p. 2	go to p. 148	go to p. 154	who
go to p. 2	go to p. 149	go to p. 155	what
go to p. 2	go to p. 150	go to p. 156	when
go to p. 2	go to p. 151	go to p. 157	who
go to p. 2	go to p. 152	go to p. 158	what
go to p. 2	go to p. 153	go to p. 159	when
go to p. 2	go to p. 154	go to p. 160	who
go to p. 2	go to p. 155	go to p. 161	what
go to p. 2	go to p. 156	go to p. 162	when
go to p. 2	go to p. 157	go to p. 163	who
go to p. 2	go to p. 158	go to p. 164	what
go to p. 2	go to p. 159	go to p. 165	when
go to p. 2	go to p. 160	go to p. 166	who
go to p. 2	go to p. 161	go to p. 167	what
go to p. 2	go to p. 162	go to p. 168	when
go to p. 2	go to p. 163	go to p. 169	who
go to p. 2	go to p. 164	go to p. 170	what
go to p. 2	go to p. 165	go to p. 171	when
go to p. 2	go to p. 166	go to p. 172	who
go to p. 2	go to p. 167	go to p. 173	what
go to p. 2	go to p. 168	go to p. 174	when
go to p. 2	go to p. 169	go to p. 175	who
go to p. 2	go to p. 170	go to p. 176	what
go to p. 2	go to p. 171	go to p. 177	when
go to p. 2	go to p. 172	go to p. 178	who
go to p. 2	go to p. 173	go to p. 179	what
go to p. 2	go to p. 174	go to p. 180	when
go to p. 2	go to p. 175	go to p. 181	who
go to p. 2	go to p. 176	go to p. 182	what
go to p. 2	go to p. 177	go to p. 183	when
go to p. 2	go to p. 178	go to p. 184	who
go to p. 2	go to p. 179	go to p. 185	what
go to p. 2	go to p. 180	go to p. 186	when
go to p. 2	go to p. 181	go to p. 187	who
go to p. 2	go to p. 182	go to p. 188	what
go to p. 2	go to p. 183	go to p. 189	when
go to p. 2	go to p. 184	go to p. 190	who
go to p. 2	go to p. 185	go to p. 191	what
go to p. 2	go to p. 186	go to p. 192	when
go to p. 2	go to p. 187	go to p. 193	who
go to p. 2	go to p. 188	go to p. 194	what
go to p. 2	go to p. 189	go to p. 195	when
go to p. 2	go to p. 190	go to p. 196	who
go to p. 2	go to p. 191	go to p. 197	what
go to p. 2	go to p. 192	go to p. 198	when
go to p. 2	go to p. 193	go to p. 199	who
go to p. 2	go to p. 194	go to p. 200	what
go to p. 2	go to p. 195	go to p. 201	when
go to p. 2	go to p. 196	go to p. 202	who
go to p. 2	go to p. 197	go to p. 203	what
go to p. 2	go to p. 198	go to p. 204	when
go to p. 2	go to p. 199	go to p. 205	who
go to p. 2	go to p. 200	go to p. 206	what
go to p. 2	go to p. 201	go to p. 207	when
go to p. 2	go to p. 202	go to p. 208	who
go to p. 2	go to p. 203	go to p. 209	what
go to p. 2	go to p. 204	go to p. 210	when
go to p. 2	go to p. 205	go to p. 211	who
go to p. 2	go to p. 206	go to p. 212	what
go to p. 2	go to p. 207	go to p. 213	when
go to p. 2	go to p. 208	go to p. 214	who
go to p. 2	go to p. 209	go to p. 215	what
go to p. 2	go to p. 210	go to p. 216	when
go to p. 2	go to p. 211	go to p. 217	who
go to p. 2	go to p. 212	go to p. 218	what
go to p. 2	go to p. 213	go to p. 219	

Chat Mode OFF

Let's go

PODD 15 for Tobii Dynavox Compass

go back to main page

not

home

school

somewhere in the house

delete word

categories

go

drive

school places

outside activities

clear

visit

in the car

shop

turn the page

Chat Mode OFF

Let's go

PODD 15+ for Tobii Dynavox Compass

controls

chat words

I'm asking a question

I want

I think that's

delete word

great & manners

I'm telling you something

Let's go

something's wrong

categories

I have an idea

I'm telling a story

do something

I want to show you something

clear

Chat Mode OFF

Let's go

PODD 15+ for Tobii Dynavox Compass

go back to main page

people pronoun

home

school

somewhere in the house

delete word

categories

places actions

in the car

school places

outside

clear

little words

visit

shop

turn the page

Chat Mode OFF

Let's go

PODD 15+ for Tobii Dynavox Compass

go back to main page

oops

not +

want

go

stop

do

see +

stay

come

drive

will, can, am, is, are, was, were, be, could, would, should, tense

visit

leave

walk

ride

Chat Mode OFF

Let's go

PODD 15+ for Tobii Dynavox Compass

go back to main page

oops

not +

want

go

stop

do

see +

stay

come

drive

will, can, am, is, are, was, were, be, could, would, should, tense

visit

leave

walk

ride

Chat Mode OFF

Let's go

PODD 15+ for Tobii Dynavox Compass

go back to main page

oops

not

won't

never

can't

no

don't

no

no

no

using 'do something' branch starter

Porter, G. (2007 / 2008) Pragmatic Organization Dynamic Display (PODD) communication books: Direct access templates. Mailboume: Cerebral Palsy Education Centre.

Porter, G. (2007, 2008) *Pragmatic Organization Dynamic Display* (PODD) communication books: Direct access templates. Melbourne: Cerebral Palsy Education Centre.

Porter, G. (2007-2008) *Evolutionary Organization Dynamics*.
Display (POOD) communication books: Direct access
templates Mailbaume: Central Palsy Education Centre.

Porter, G. (2007 / 2008) *Pragmatic Organization Dynamic Display (PODD) communication books: Direct access templates*. Mailboume: Cerebral Palsy Education Centre.

Porter, G. (2007 / 2008) *Pragmatic Organization Dynamic Display (PODD) communication books: Direct access templates*. Melbourne: Cerebral Palsy Education Centre.

















	 day & time go to p. 16	 body parts go to p. 4	 counting go to p. 10	 I think, I'm... go to p. 2	 go back to page 14 1a
 clothing go to p. 12	 special events go to p. 10	 places go to p. 8	 activities go to p. 6	 house garden go to p. 14	 why go to p. 14
 animals go to p. 18	 transport go to p. 15	 food / drink go to p. 15	 what go to p. 15	 where go to p. 15	 when go to p. 15
 communication go to p. 17	 who go to p. 17	 what go to p. 17	 where go to p. 17	 when go to p. 17	 why go to p. 17
 food and drink go to p. 15	 transport go to p. 15	 communication go to p. 17	 what go to p. 17	 where go to p. 17	 when go to p. 17
 house garden go to p. 14	 why go to p. 14	 what go to p. 15	 where go to p. 15	 when go to p. 15	 why go to p. 17
 people go to p. 3	 can go to p. 20	 descriptions go to p. 20	 movements go to p. 18	 to go to p. 18	 turn the page go to p. 18
 speak, hear, name go to p. 3	 do, did, does go to p. 3	 get, got go to p. 3	 make, made go to p. 3	 turn the page go to p. 3	 turn the page go to p. 3
 can go to p. 20	 descriptions go to p. 20	 movements go to p. 18	 to go to p. 18	 turn the page go to p. 18	 turn the page go to p. 18
 speak, hear, name go to p. 3	 do, did, does go to p. 3	 get, got go to p. 3	 make, made go to p. 3	 turn the page go to p. 3	 turn the page go to p. 3
 can go to p. 20	 descriptions go to p. 20	 movements go to p. 18	 to go to p. 18	 turn the page go to p. 18	 turn the page go to p. 18
 speak, hear, name go to p. 3	 do, did, does go to p. 3	 get, got go to p. 3	 make, made go to p. 3	 turn the page go to p. 3	 turn the page go to p. 3
 can go to p. 20	 descriptions go to p. 20	 movements go to p. 18	 to go to p. 18	 turn the page go to p. 18	 turn the page go to p. 18
 speak, hear, name go to p. 3	 do, did, does go to p. 3	 get, got go to p. 3	 make, made go to p. 3	 turn the page go to p. 3	 turn the page go to p. 3
 can go to p. 20	 descriptions go to p. 20	 movements go to p. 18			

Porter, G. (2007 / 2008) *Pragmatic Organization Dynamic Display (PODD)* communication books: Direct access templates. Melbourne: Cerebral Palsy Education Centre.

















 go home	 visit	 leave	 stay	 come, came	 not, don't, can't
 help	 answer	 ask	 give, gave	 need	
 play	 bring, brought	 take, took	 find	 turn	
 fill	 tip	 touch	 close	 open	
 share	 choose, chose	 show	 change	 pack	
 down	 up	 fix	 break, broke	 it	
 over	 out	 in	 off	 on	
 there	 here	 under	 go back to page 7a	 turn the page	








Porter, G. (2007 / 2008) *Pragmatic Organization Dynamic Display (PODD)*: communication books: Direct access templates. Melbourne: Cerebral Palsy Education Centre.

The image displays a set of 20 cards for the PODD 15 for Tobii DynaVox Compass. The cards are organized into a grid and feature various icons and text labels. The labels are: 'I want to show you something', 'greet & manners', 'chat words', 'I'm telling a story', 'I'm telling you something', 'I'm asking a question', 'do something', 'Let's go', 'I want', 'something's wrong', 'I don't like this', 'I like this', 'clear', 'categories', 'delete word', and 'controls'. Each card has a unique illustration that corresponds to its label.

 <p>do</p>	 <p>not +</p>	 <p>people</p>	<p>Chat Mode OFF</p>
 <p>get</p>	 <p>have</p>	 <p>want</p>	<p>PODD 15 for Tobii DynaVox Compass</p>
 <p>say +</p>	 <p>see +</p>	 <p>go</p>	
 <p>turn the page</p>	 <p>movements</p>	 <p>it</p>	
 <p>clear</p>	 <p>categories</p>	 <p>delete word</p>	 <p>go back to main page</p>

PODD 15 for Tobii DynaVox Compass

 <p>do</p>	 <p>not +</p>	 <p>people</p>	<p>Chat Mode OFF</p>
 <p>get</p>	 <p>have</p>	 <p>want</p>	
 <p>say +</p>	 <p>see +</p>	 <p>go</p>	
 <p>turn the page</p>	 <p>movements</p>	 <p>it</p>	<p>PODD 15 for Tobii DynaVox Compass</p>
 <p>clear</p>	 <p>categories</p>	 <p>delete word</p>	
 <p>go back to main page</p>			

<div>Chat Mode OFF</div> <div>PODD 15 for Tobii DynaVox Compass</div>			<div>page back</div>
 <div>never</div>	 <div>no</div>	 <div>oops</div>	
 <div>can't</div>	 <div>don't</div>	 <div>not</div>	
		 <div>won't</div>	

Chat Mode OFF

PODD 15+ for Tobii DynaVox Compass

go back to main page

delete word

categories

clear

it

movements

say +

go

see +

have

not +

want

people

do

get

turn the page

Chat Mode OFF

PODD 15+ for Tobii DynaVox Compass

controls

delete word

categories

clear

I think that's

something's wrong

Let's go

do something

I'm telling a story

I have an idea

I'm asking a question

I'm telling you something

great & manners

Chat Mode OFF

PODD 15+ for Tobii DynaVox Compass

page back

delete word

categories

clear

turn the page

feel +

say +

little words

go +

want do +

not +

see +

will, can, am, is, are, was, were, be, could, would,

Chat Mode OFF

PODD 15+ for Tobii DynaVox Compass

page back

go

stop

wait

come

gone

start

visit

ride

leave

stay

oops

drive

Chat Mode OFF

PODD 15+ for Tobii DynaVox Compass

delete word

categories

clear

turn the page

feel +

say +

little words

go +

want do +

not +

see +

will, can, am, is, are, was, were, be, could, would,

Chat Mode OFF

PODD 15+ for Tobii DynaVox Compass

page back

work!

not

don't


no

never

can't

Chat Mode OFF

PODD 60 for Tobii DynaVox Compass

	can't	don't	not	won't	haven't												
no	cannot	didn't	isn't	wouldn't	hasn't												
	couldn't	shouldn't	doesn't	aren't	hadn't												
nothing	shouldn't		wasn't														
	mightn't		weren't														

'don't'
'go'
Also appear as predictably associated
vocabulary

Chat Mode OFF

PODD 60 for Tobii DynaVox Compass




















question	I +	will	not +	go +	to	health	activities	house & garden	delete word
sentence starters	you +	can	want	say +	and	body parts	picures	food/drink	topics
chat	we +	do	have	think +	with	feelings	special	transport	.. ? !
greetings & responses	they +	am is are was were	get	feel +	past tense -ed	clothes	school	characters	change word
something's wrong	It +	world could, should, might, may, must, be, let, happen	need +	work, play make +	-ing	things	religion	animals	edit & controls
saved messages	people	option	see +	actions	little words	descriptions	days & times	alphabet ABC	clear

Chat Mode OFF

PODD 60 for Tobii DynaVox Compass
















oops	any	less	a bit	more	able	because	for	off	turn the page
any	both	lots	again	much	about	but	have	on	time little words
the	enough	many	different	really	by	if	in	out	
a	each	most	only	too	&	down	just	over	there
an	every	other	one	totally	as	at	from	so	up
all	few	own	some	very	@	!	?	with	
another									

transport 19a

	I, me, my, mine		go, went		car		toy cars		go back to page 1
	not, don't, can't		drive, drove		bus		bike		oops
	see, look, watch saw		ride, rode		truck		motorcycle		
	hear		crash, accident		train		turn the page		Go to 7 categories

Chat Mode OFF

PODD 15 for Tobii DynaVox Compass

	I		go		car		toy cars		delete word
	not		drive		bus		bike		categories
	ride		see +		crash		turn the page		clear

Should I Stay or Should I Go?
by the Suite Kids



I do not like to go to the shoe store.



Should I Stay or Should I Go?



I like to go to the movies.



I like to go to Kroger.



I do not like to go to the monster house.



I like to go to Chuck E Cheese's.




I do not like to go to the haunted house.




I do not like to go to the dentist.



I like to go to McDonalds.



I like to go to Disney World.



I do not like to go to bed.



I like to go to Frosty Boy.




Gotta go!



I do not like to go to time-away.



Don't Go There
Caroline Musselwhite & Ev



I like to go to Church.



Don't go there!



Busy street?




Don't go there!



Don't go there!



My backpack.



My mat, cat.



Don't go there!



Homework.



Don't go there!



Don't Go There!



The water bucket?



Boys?



Don't. Go. There!

Upcoming webinars

- * April 14, 2016: Reading assessment: The Bridge with Erin Sheldon
- * April 21, 2016: Communication assessment with Maureen Nevers, SLP
- * April 28, 2016: Writing about the Curriculum with Erin Sheldon

Possible Next Steps

- * Identify a time of day when your student is using non-symbolic communication to say "don't". Model "don't" on their talker!
- * Share your experiences in the Facebook group!

Questions?



Thank You!

*The ASF Communication Training Series
is made available by
the Angelman Syndrome Foundation
and a generous grant from
The Foster Family Charitable Foundation,
a family foundation established in Central
California.*



angelman
SYNDROME FOUNDATION

angelman
syndrome
foundation

COMMUNICATION TRAINING SERIES