

# Core Set 9: The 9th Core Four

May 5, 2016

Erin Sheldon, M. Ed.  
Mary-Louise Bertrian  
Dr. Caroline Mussewhite, CCC-SLP



angelman syndrome foundation | COMMUNICATION TRAINING SERIES

## Today's Webinar

- \* Introduce the 9th set of Core Four (high-frequency words)
- \* Explore modelling core words to support self-advocacy and asking questions

## Today's webinar in the 5 STEPS

<b>Targets</b>	
<b>Teaching</b>	Core word vocabulary instruction
<b>Tools</b>	AAC with robust core word or pragmatically organized vocabulary
<b>Testing</b>	
<b>Team</b>	

## DLM's™ "First 40"

1.	I	like	not	want
2.	help	it	more	different
3.	who	she	you	he
4.	where	up	on	in
5.	me	make	get	look
6.	what	need	are	is
7.	some	put	all	this
8.	don't	that	go	do
9.	when	finished	can	here
10.	open	turn	stop	over



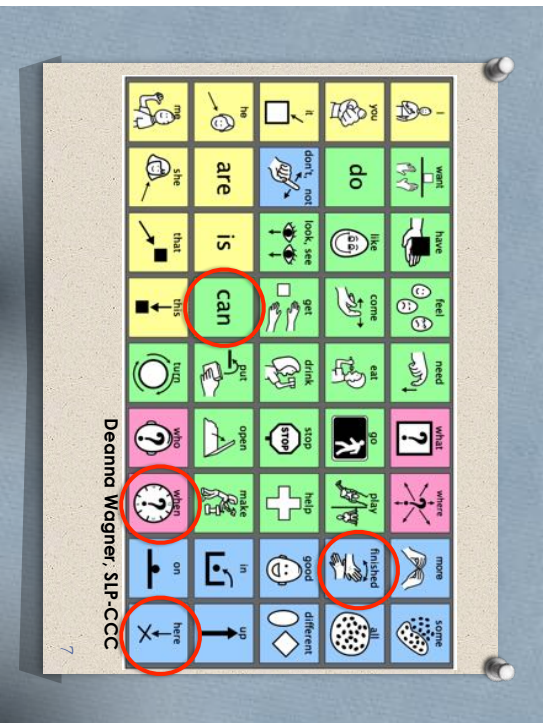
## Core Words

- \* A small set of words used frequently in many different contexts
- \* Easily combined and re-combined with many other words
- \* A term used to describe a way to organize AAC vocabulary: core vs. fringe

## Set 9: Core Four

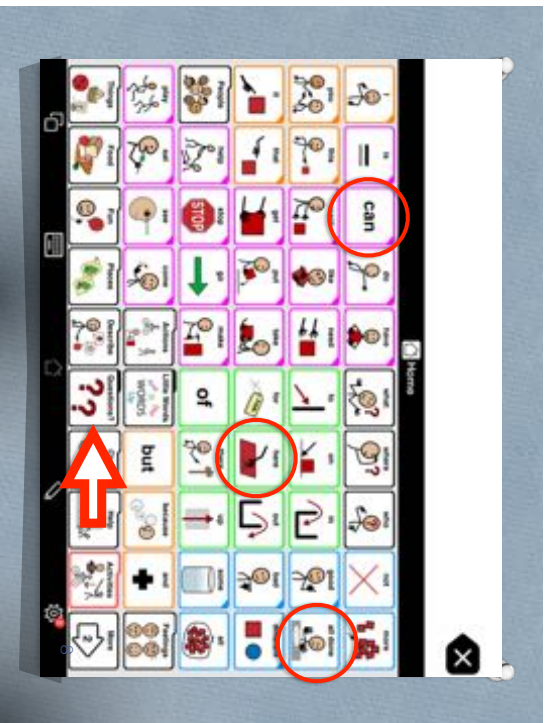
Find these in your system

- \* When
- \* Finished
- \* Can
- \* Here



## Targets: core words

- Strengthen concept knowledge of specific core words by associating these words with meaningful activities across the day
- Learn how to automatically access those core words for expressive purposes
- Increase the frequency of how often we, and our student, uses, combines, and re-combines these words in different contexts across the day

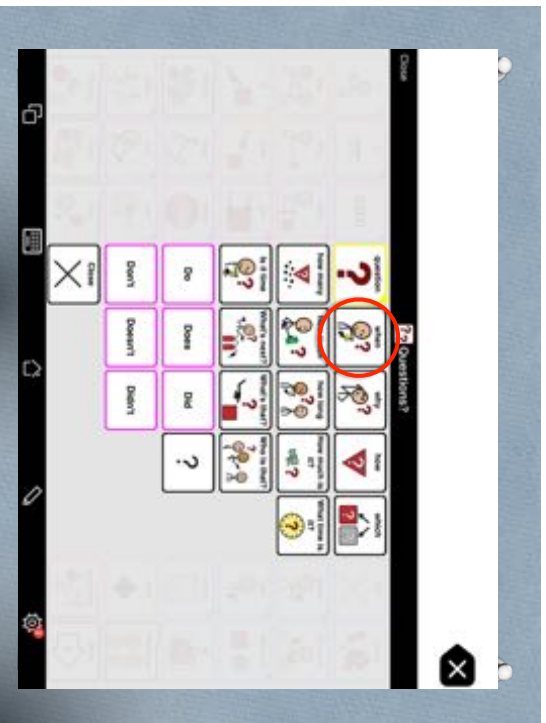


## Set 9: Core Four

The power of the 9th Core Four:

- When
- Finished
- Can
- Here

seek information and self-advocate



## 1st word: WHEN

- Question/adverb: at what time  
"We will go when..."
- Conjunction:  
"I love it WHEN we camp."  
"I was just falling asleep WHEN the spider..."
- Direct others:  
"Tell me WHEN that's enough milk."  
"Tell me WHEN this is where you want it."
- Snarkiness:  
"We will eat the chocolate when your sister gets here."  
"WHEN?!"

Without **QUESTIONS** and **AAC**,  
most of our students have had no  
way to ask questions about what  
is happening - when - or to talk  
about yesterday or tomorrow.

## Combine **WHEN** with visual schedules and calendars

- \* Let's SEE **WHEN** Mrs Johnson is coming.
- \* Let's SEE **WHEN** music will start.
- \* Let's SEE **WHEN** we GO home!

## **WHEN** is power when combined with fringe words

- |                        |                       |
|------------------------|-----------------------|
| * <b>WHEN</b> home?    | * <b>WHEN</b> EAT?    |
| * <b>WHEN</b> Daddy?   | * <b>WHEN</b> lunch?  |
| * <b>WHEN</b> GO home? | * <b>WHEN</b> recess? |
| * <b>WHEN</b> sleep?   | * <b>WHEN</b> SEE     |
| * <b>WHEN</b> leave?   | * <b>WHEN</b> Nana?   |
| * <b>WHEN</b> read?    |                       |

## 2nd word: **FINISHED**

- \* Adjective:  
Something is completed or ended
- \* Announce **FINISHED**
- \* Negotiate **FINISHED**?!?
- \* Demand **FINISHED**!!!!
- \* Snarkiness factor:  
"After that performance, she is **FINISHED**."

## Model "I wonder" statements

- |                                                 |                                                        |
|-------------------------------------------------|--------------------------------------------------------|
| * I wonder <b>WHEN</b> we<br>will GO to recess. | * I wonder <b>WHEN</b> your<br>sister will arrive.     |
| * I wonder <b>WHEN</b><br>Daddy will be home    | * I wonder <b>WHEN</b> the<br>bus will GET HERE        |
| * I wonder <b>WHEN</b><br>dinner will be ready. | * I wonder <b>WHEN</b> math<br>will be <b>FINISHED</b> |

Without **FINISHED**,  
our students only have their  
bodies to announce,  
negotiate, request, or  
demand an end.



## Reflective modeling

- \* You are telling me you are FINISHED!
- \* I think you are mad because the ice cream is FINISHED. There is NO MORE.
- \* You are pushing your work away. I think you are FINISHED.
- \* You have walked to the door. I think you are saying you are FINISHED and ready to GO home!

## Instruct and encourage

- \* "You CAN DO this!"
- \* "You CAN control your hands."
- \* "You CAN NOT do that."

## The power of negating: double your messages with NOT

- \* You are NOT FINISHED with that book.
- \* I think you are saying you are still hungry, you are NOT FINISHED with dinner.
- \* You are telling me you are NOT FINISHED with your show.

## Reflective modeling

- \* "You are telling me you CAN DO this yourself!" You are saying "I CAN DO THIS!"
- \* "You are looking at the remote. Yes, you CAN change the channel."
- \* "You have walked to the door. I think you are saying you are FINISHED. Yes, we CAN GO."
- \* "You are clutching your iPad. I think you are saying 'no, I CAN NOT HAVE IT!'"

## 3rd word: CAN

- \* Verb:  
You are able to: "I CAN read!"  
You have permission to: "Yes, you CAN do that."
- \* Question:  
"CAN I have this?"
- \* Sharkiness factor:  
"I CAN DO IT myself."  
Pleading: "please, please, CAN I, please?  
Expression: "Just CAN IT."

## Use your manners: Ask for permission

- \* "CAN I move your wheelchair?"
- \* "CAN I have your iPad for a minute?"
- \* "CAN we try to finish this first?"
- \* "CAN I LOOK in your backpack?"
- \* "CAN I HELP you with this?"

## 4th word: HERE

- \* Adverb: in, at, or to this place or location.  
"She is HERE."
- \* Introducing or offering something:  
"HERE it is!"
- \* Request attention:  
"HERE, CAN I take that for you?"
- \* Role-call: "HERE!"

## HERE with other core

- \* Mom HERE. GET Mom HERE.
- \* Dad HERE? WHEN? WANT Dad HERE.
- \* COME HERE
- \* WHO HERE?
- \* LOOK HERE
- \* PUT HERE.

## Four Core and PODD

**FINISHED!** **Can**

**When** **Here**

Dr. Caroline Ramsey Musselwhite [www.aacintervention.com](http://www.aacintervention.com)

## Books for Practicing



<http://tarheelreader.org/2016/04/18/he-can/>

## Books for Practicing



- Uses all 4 core 9 words
- Includes previous words (HE, I, YOU, GET, HAVE)
- Aimed at older students but okay for younger ones

<http://tarheelreader.org/2016/05/04/when-can-we-go/>



When can we go to the movie?



When you have finished dinner.



When Dad gets here.



Dinner is finished. When can we go?



Dad's here. When can we go?



When we have finished the dishes.



The dishes are finished. When can we go?



Who can ride?



When I find my purse.



I can!



Who Can?  
Caroline Musselwhite & Ev



Who can ski?





I can!



Who can sing?



Who can dance?



He can!



She can!



Who can read?





It can?



Who can cancan?



Who can create?



They all can!



I can!

## Possible Next Steps

- \* Brainstorm your opportunities to model questions!
- \* Set a goal to model at least one question per day
- \* Share your experiences in the Facebook group!

Questions?



**Thank You!**

*The ASF Communication Training Series  
is made available by  
the Angelman Syndrome Foundation  
and a generous grant from  
The Foster Family Charitable Foundation,  
a family foundation established in Central  
California.*



angelman syndrome foundation | COMMUNICATION TRAINING SERIES

**angelman**  
SYNDROME FOUNDATION

angelman  
syndrome  
foundation

COMMUNICATION TRAINING SERIES